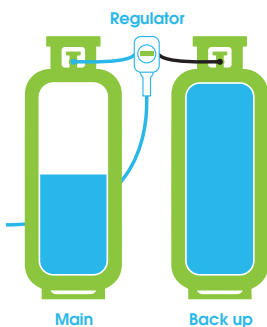


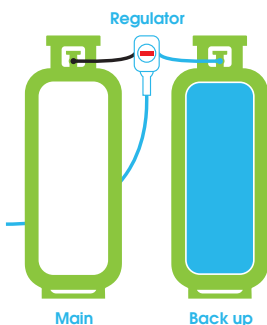
Getting to know your LPG Bottled Gas

Here's how it works:

LPG is taken from your main cylinder, then when that runs out it switches automatically to your backup cylinder so you don't run out.



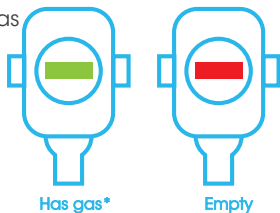
When the main cylinder is empty, the regulator changes over to the back up cylinder and the indicator turns red.



ENERGYONLINE
Brilliantly Simple

When to order

- If you're using bottled gas for heating in winter, we suggest that you keep an eye on the indicator by checking it every few days.
- Sometimes when you have multiple appliances using gas or if it's cold outside there could be a drop in the cylinder pressure which can incorrectly make the indicator turn red. One way to check this is to switch off all your appliances using gas, give it one or two hours and check it again.
- If it's still red, it's time to place an order.



*May be green or clear when there is gas.

How to order your 45kg gas bottles

- The easiest way is through our mobile App. It can be done in two easy taps and less than 10 seconds (you can download it from the Apple App Store or Google Play for free).
- A full bottle will be with you within four working days.
- If you've ordered during the weekend or on a public holiday, we'll start your order as soon as we're back in the office.

Important

- Don't touch the auto change regulator dial. This is changed by our driver when your new bottle is delivered.
- Both cylinders must be turned on at all times, turning off the valve can cause the wrong bottle to be picked up.